

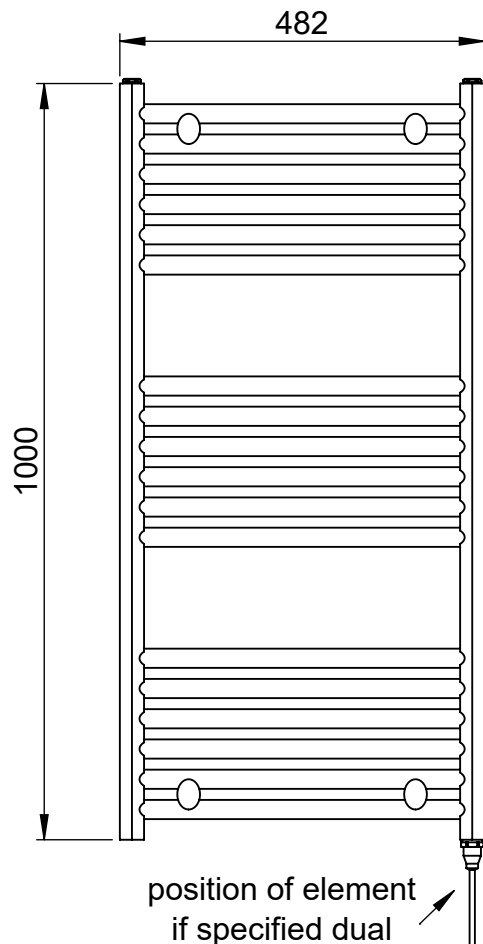
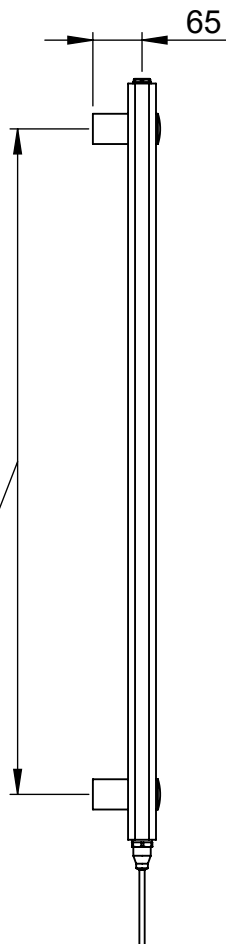
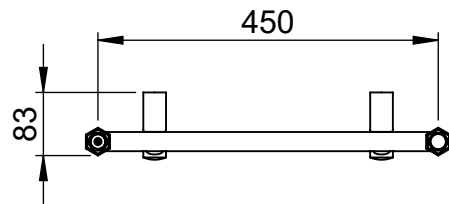
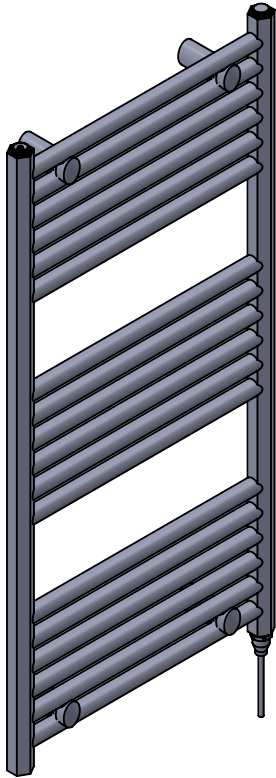
OG021 1000x482

Height: 1000
Width: 482
Depth: 83-106
Weight HO: kg
EO: kg

Tube ϕ : 32 Hex + 25.4
Pipe Centres: 450
Elec. element if specified: 150
Output @ 50° C Δ T Watts: 429
BTUs: 1464

All dimensions in millimetres

Manufactured from ISO/CEN CuZn36As (BS CZ126) brass tube

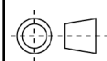


Brackets extendable by a further 20mm

position of element if specified dual energy*/ electric

*Dual energy models require a conversion-tee, consult relevant drawing for details.

Vogue UK Ltd. reserve the right to alter specifications without prior notice.
ALL MEASUREMENTS ARE NOMINAL DIMENSIONS ONLY, AND ARE NOT BINDING.



SCALE 1:10

VOGUE
TOWEL WARMERS & RADIATORS

Strawberry Lane, Willenhall
West Midlands WV13 3RS
Tel: 01902 387000 Fax: 01902 387001
e-mail:sales@vogueuk.co.uk www.vogueuk.co.uk