


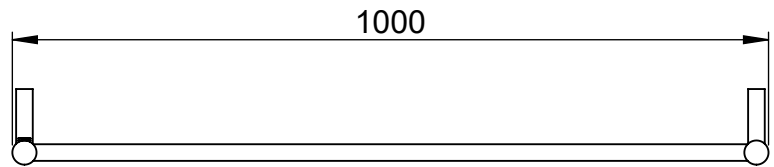
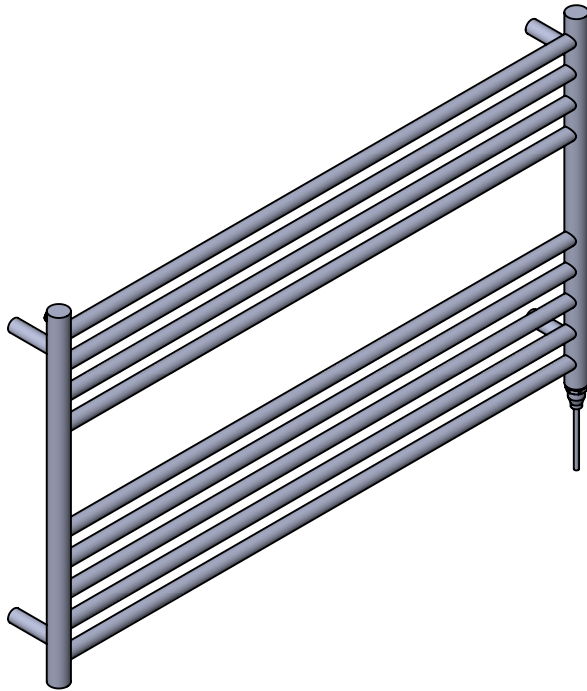
MD058 600x1000

Height: 600
Width: 1000
Depth: 100
Weight HO: 5.5 kg
EO: 9.5 kg

Tube ϕ : 31.8 + 22
Pipe Centres: 968
Elec. element if specified: 125
Output @ 50°C Δ T Watts: 517
BTUs: 1765

All dimensions in millimetres

Manufactured from 1.4201/X5CrNi18-10 stainless steel



*Dual energy models require a conversion-tee, consult relevant drawing for details.

Vogue UK Ltd. reserve the right to alter specifications without prior notice.
ALL MEASUREMENTS ARE NOMINAL DIMENSIONS ONLY, AND ARE NOT BINDING.



SCALE 1:10

VOGUE
TOWEL WARMERS & RADIATORS

Strawberry Lane, Willenhall
West Midlands WV13 3RS
Tel: 01902 387000 Fax: 01902 387001
e-mail: sales@vogueuk.co.uk www.vogueuk.co.uk