

# MD040-SS 1200x500

Height: 1200

Width: 500

Depth: 97

Weight HO: 11.5 kg

EO: 15.5 kg

Tube  $\phi$  : 30sq + 40x20

Pipe Centres: 440

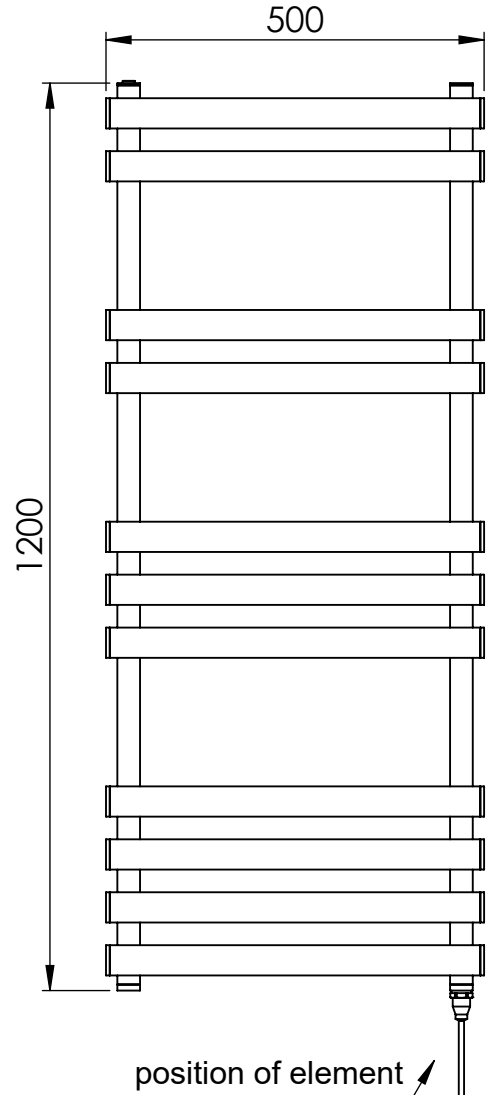
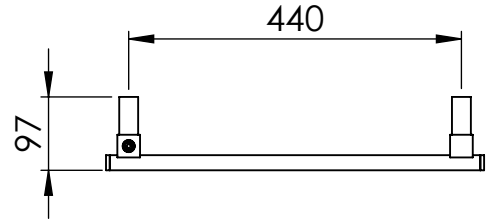
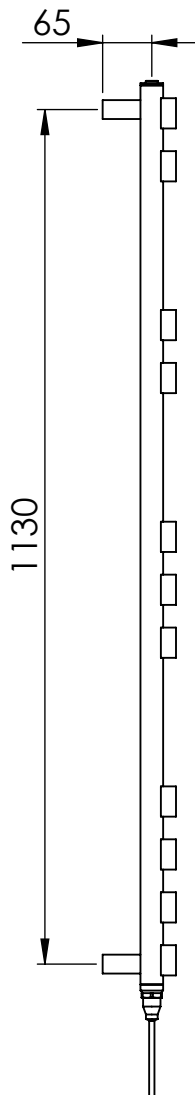
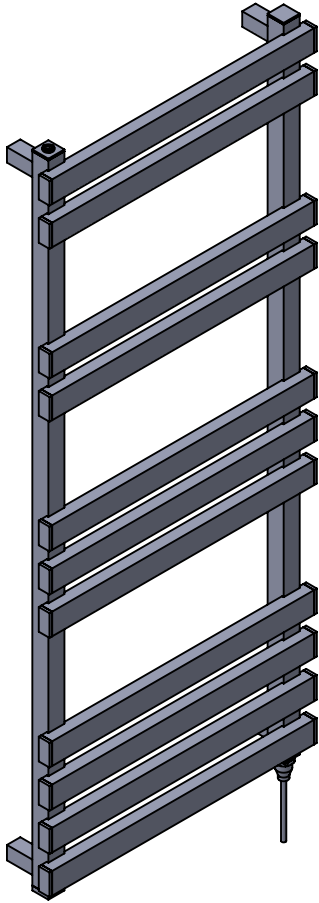
Elec. element if specified: 300

Output @ 50° C  $\Delta$  T Watts: 624

BTUs:2131

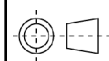
All dimensions in millimetres

Manufactured from 1.4301/X5CrNi18-10 stainless steel



\*Dual energy models require a conversion-tee, consult relevant drawing for details.

Vogue UK Ltd. reserve the right to alter specifications without prior notice.  
ALL MEASUREMENTS ARE NOMINAL DIMENSIONS ONLY, AND ARE NOT BINDING.



**SCALE 1:10**

**VOGUE**  
TOWEL WARMERS & RADIATORS

Strawberry Lane, Willenhall  
West Midlands WV13 3RS  
Tel: 01902 387000 Fax: 01902 387001  
e-mail:sales@vogueuk.co.uk www.vogueuk.co.uk