

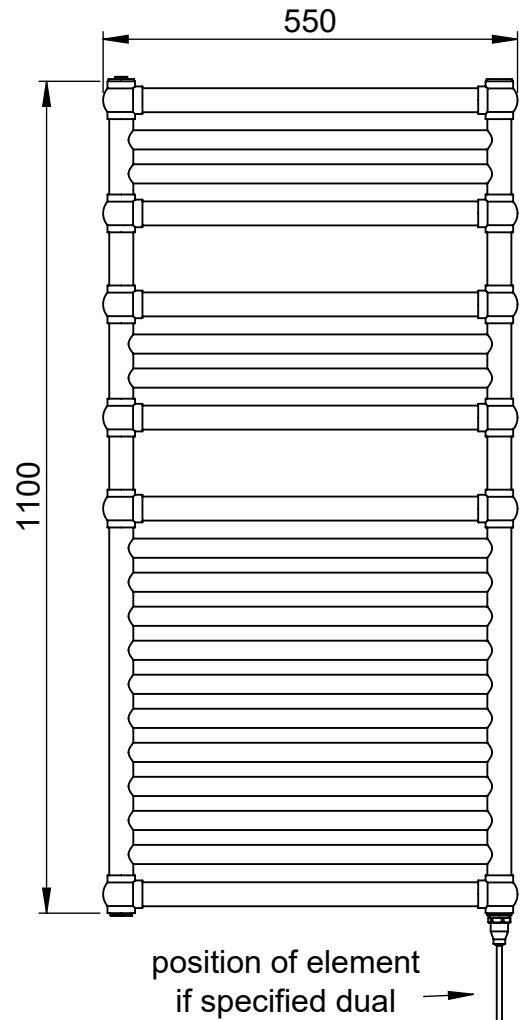
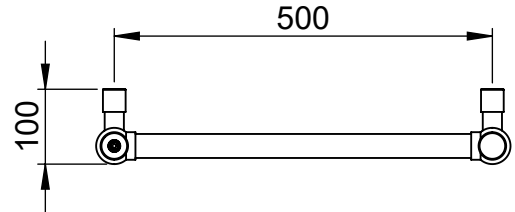
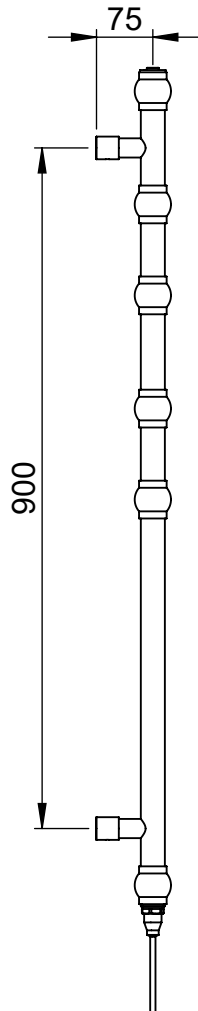
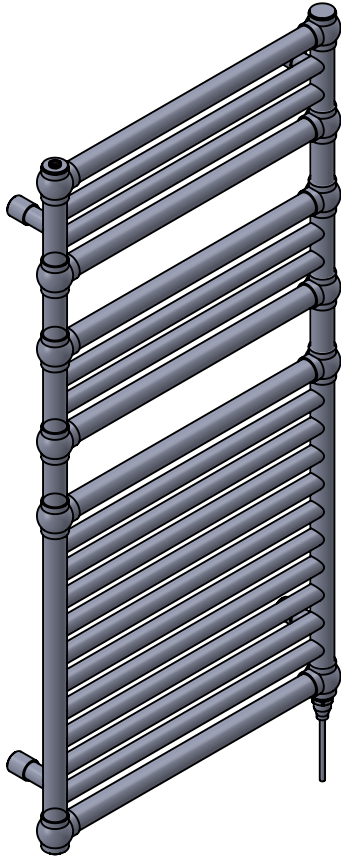
LG018A 1100x550

Height: 1100
Width: 550
Depth: 100
Weight HO: kg
EO: kg

Tube ϕ : 31.8 + 25.4
Pipe Centres: 500
Elec. element if specified: 200
Output @ 50°C Δ T Watts: 532
BTUs: 1815

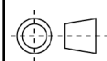
All dimensions in millimetres

Manufactured from ISO/CEN CuZn36As (BS CZ126) brass tube



*Dual energy models require a conversion-tee, consult relevant drawing for details.

Vogue UK Ltd. reserve the right to alter specifications without prior notice.
ALL MEASUREMENTS ARE NOMINAL DIMENSIONS ONLY, AND ARE NOT BINDING.



SCALE 1:10

VOGUE
TOWEL WARMERS & RADIATORS

Strawberry Lane, Willenhall
West Midlands WV13 3RS
Tel: 01902 387000 Fax: 01902 387001
e-mail:sales@vogueuk.co.uk www.vogueuk.co.uk