

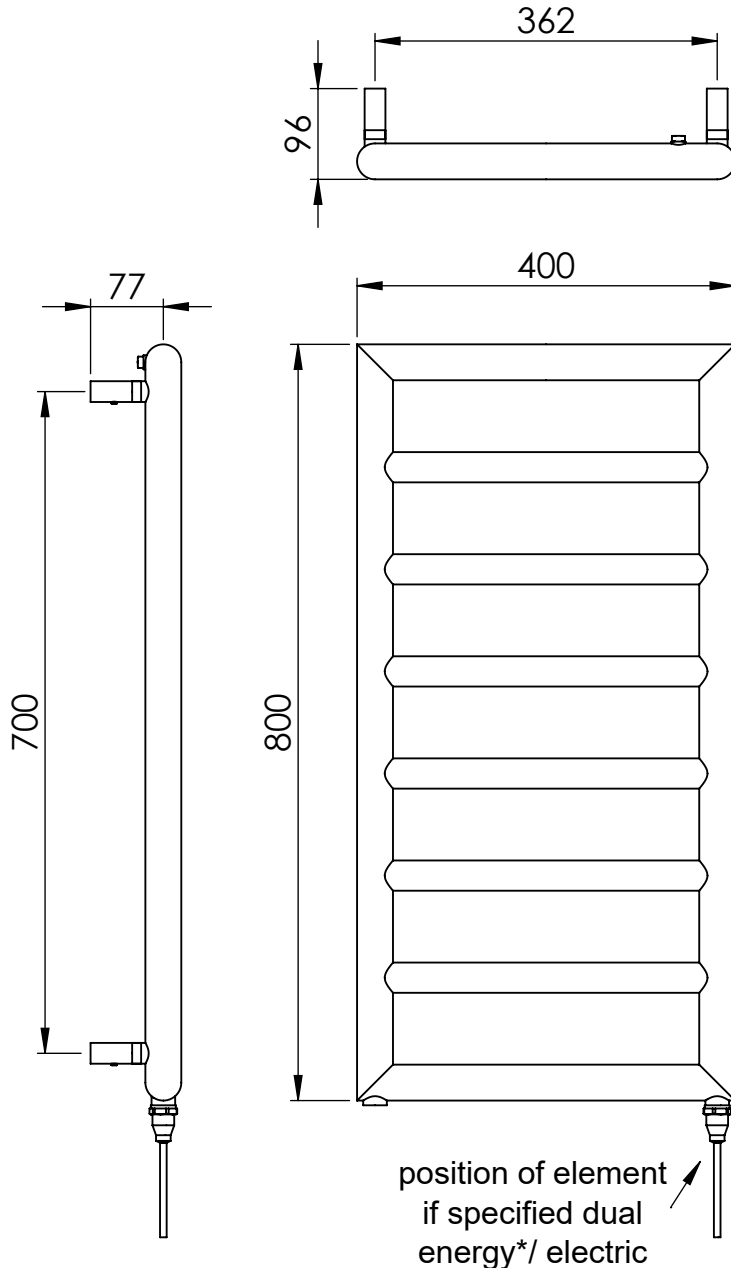
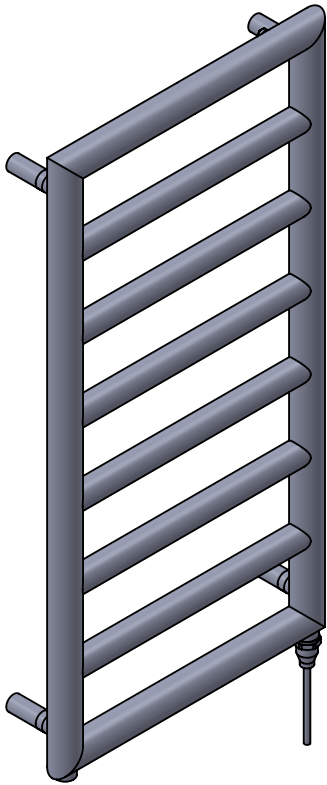
CN036 800x400

Height: 800
Width: 400
Depth: 96
Weight HO: kg
EO: kg

Tube ϕ : 38+32
Pipe Centres: 362
Elec. element if specified: 125
Output @ 50°C Δ T Watts: 206
BTUs: 702

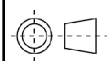
All dimensions in millimetres

Manufactured from Mild Steel



*Dual energy models require a conversion-tee, consult relevant drawing for details.

Vogue UK Ltd. reserve the right to alter specifications without prior notice.
ALL MEASUREMENTS ARE NOMINAL DIMENSIONS ONLY, AND ARE NOT BINDING.



SCALE 1:8

VOGUE
TOWEL WARMERS & RADIATORS

Strawberry Lane, Willenhall
West Midlands WV13 3RS
Tel: 01902 387000 Fax: 01902 387001
e-mail: sales@vogueuk.co.uk www.vogueuk.co.uk