

CN022 1600x500

Height: 1600

Width: 500

Depth: 95

Weight HO: 14.5 kg

EO: 20.5 kg

Tube ϕ : 25.4 + 22

Pipe Centres: 450

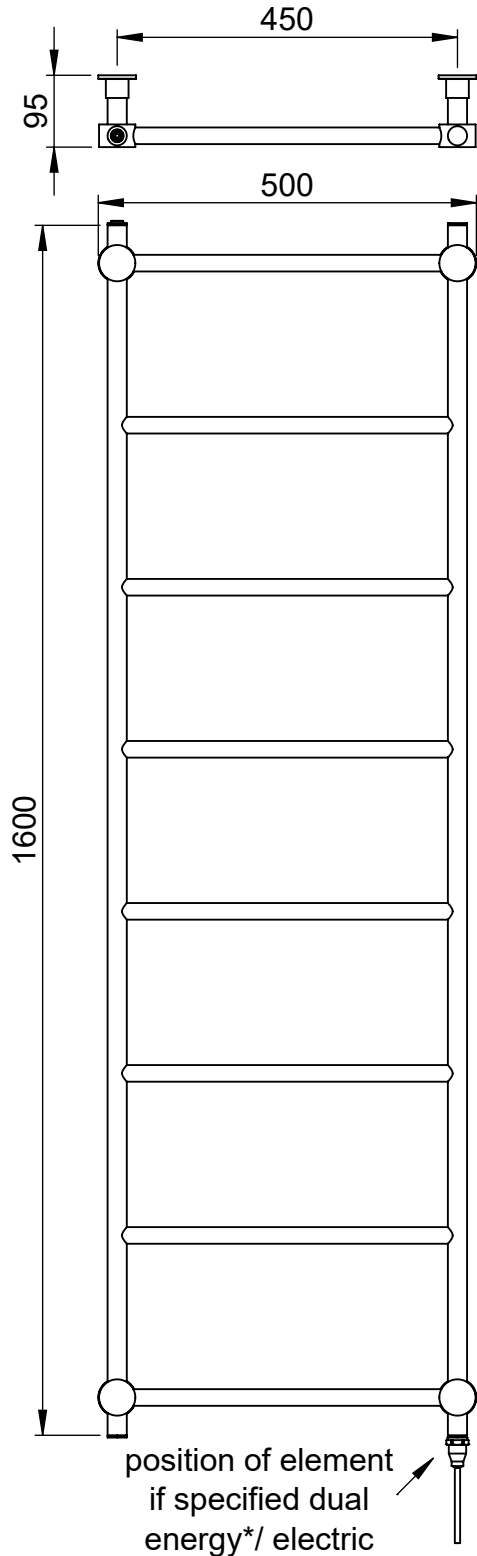
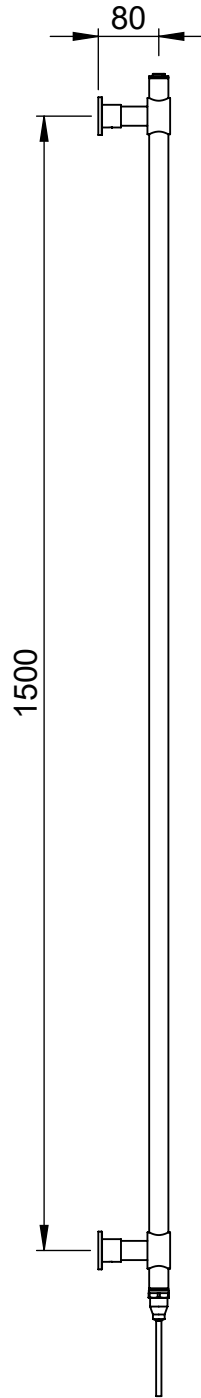
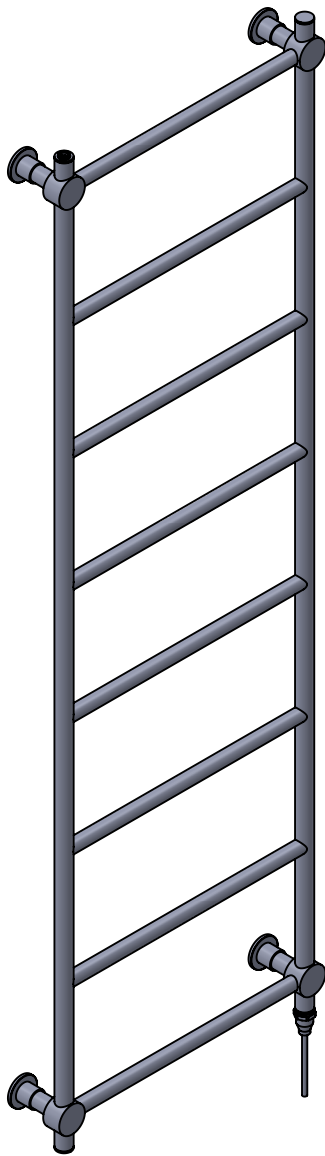
Elec. element if specified: 150

Output @ 50° C Δ T Watts: 267

BTUs: 911

All dimensions in millimetres

Manufactured from ISO/CEN CuZn36As (BS CZ126) brass tube



*Dual energy models require a conversion-tee, consult relevant drawing for details.

Vogue UK Ltd. reserve the right to alter specifications without prior notice.
ALL MEASUREMENTS ARE NOMINAL DIMENSIONS ONLY, AND ARE NOT BINDING.



SCALE 1:10

VOGUE
TOWEL WARMERS & RADIATORS

Strawberry Lane, Willenhall
West Midlands WV13 3RS
Tel: 01902 387000 Fax: 01902 387001
e-mail:sales@vogueuk.co.uk www.vogueuk.co.uk