

CN022 1300x650

Height: 1300

Width: 650

Depth: 95

Weight HO: 9.5 kg

EO: 14.5 kg

Tube ϕ : 25.4 + 22

Pipe Centres: 600


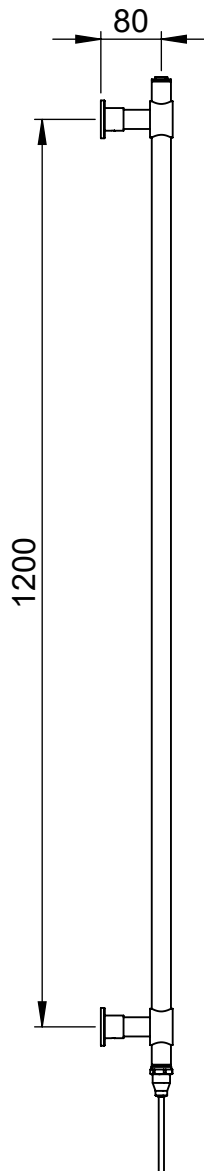
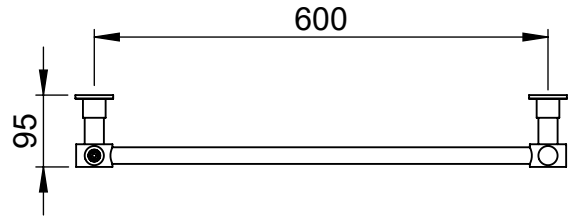
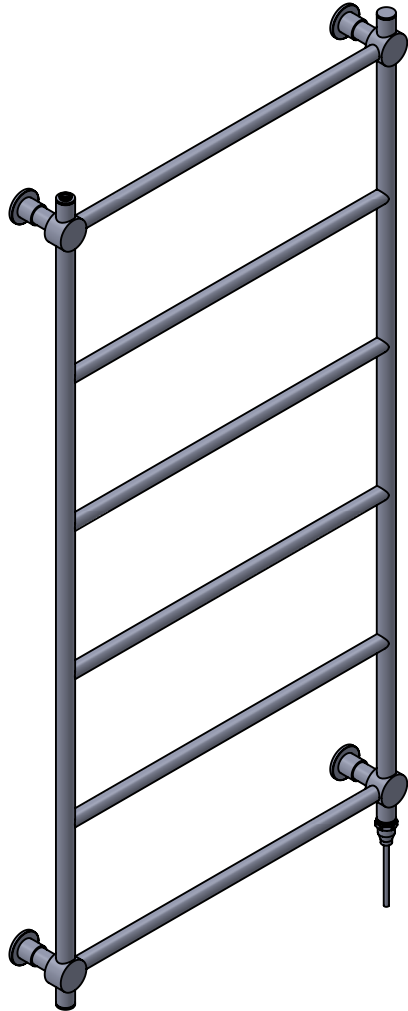
Elec. element if specified: 125

Output @ 50° C Δ T Watts: 240

BTUs: 819

All dimensions in millimetres

Manufactured from ISO/CEN CuZn36As (BS CZ126) brass tube



position of element
if specified dual
energy*/ electric

*Dual energy models require a conversion-tee, consult relevant drawing for details.

Vogue UK Ltd. reserve the right to alter specifications without prior notice.
ALL MEASUREMENTS ARE NOMINAL DIMENSIONS ONLY, AND ARE NOT BINDING.



SCALE 1:10

VOGUE
TOWEL WARMERS & RADIATORS

Strawberry Lane, Willenhall
West Midlands WV13 3RS
Tel: 01902 387000 Fax: 01902 387001
e-mail:sales@vogueuk.co.uk www.vogueuk.co.uk