

# CN022 1300x500

Height: 1300

Width: 500

Depth: 95

Weight HO: 8.5 kg

EO: 13.5 kg

Tube  $\phi$ : 25.4 + 22

Pipe Centres: 450

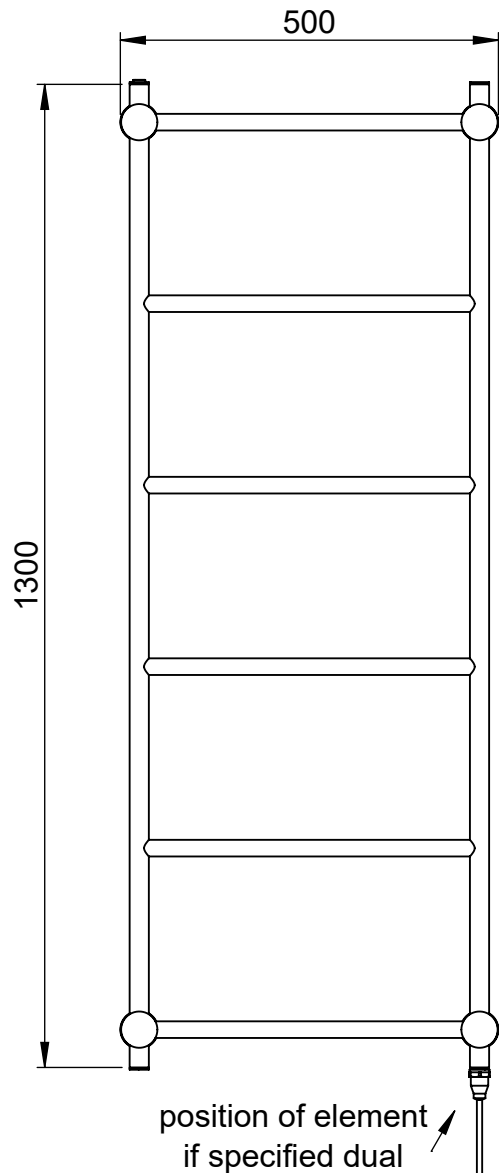
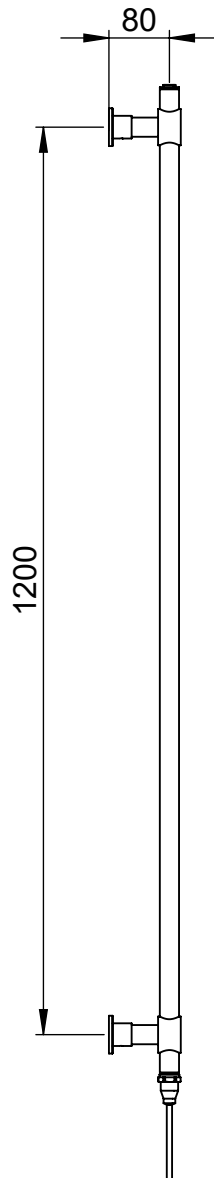
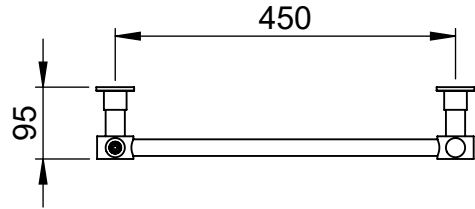
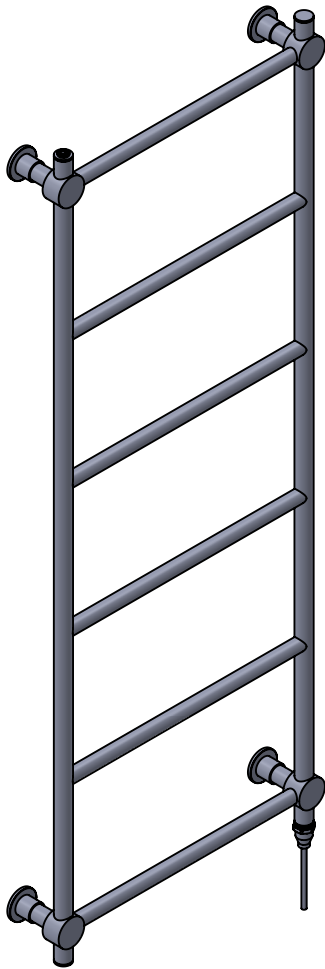
Elec. element if specified: 125

Output @ 50° C  $\Delta$  T Watts: 206

BTUs: 703

All dimensions in millimetres

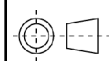
Manufactured from ISO/CEN CuZn36As (BS CZ126) brass tube



position of element  
if specified dual  
energy\*/ electric

\*Dual energy models require a conversion-tee, consult relevant drawing for details.

Vogue UK Ltd. reserve the right to alter specifications without prior notice.  
ALL MEASUREMENTS ARE NOMINAL DIMENSIONS ONLY, AND ARE NOT BINDING.



SCALE 1:10

**VOGUE**  
TOWEL WARMERS & RADIATORS

Strawberry Lane, Willenhall  
West Midlands WV13 3RS  
Tel: 01902 387000 Fax: 01902 387001  
e-mail:sales@vogueuk.co.uk www.vogueuk.co.uk