

CN009C-SS

1500x450

Height: 1500

Width: 450

Depth: 120

Weight HO: 19.5 kg

EO: 29.5 kg

Tube ϕ : 40sq + 40x20

Pipe Centres: 410

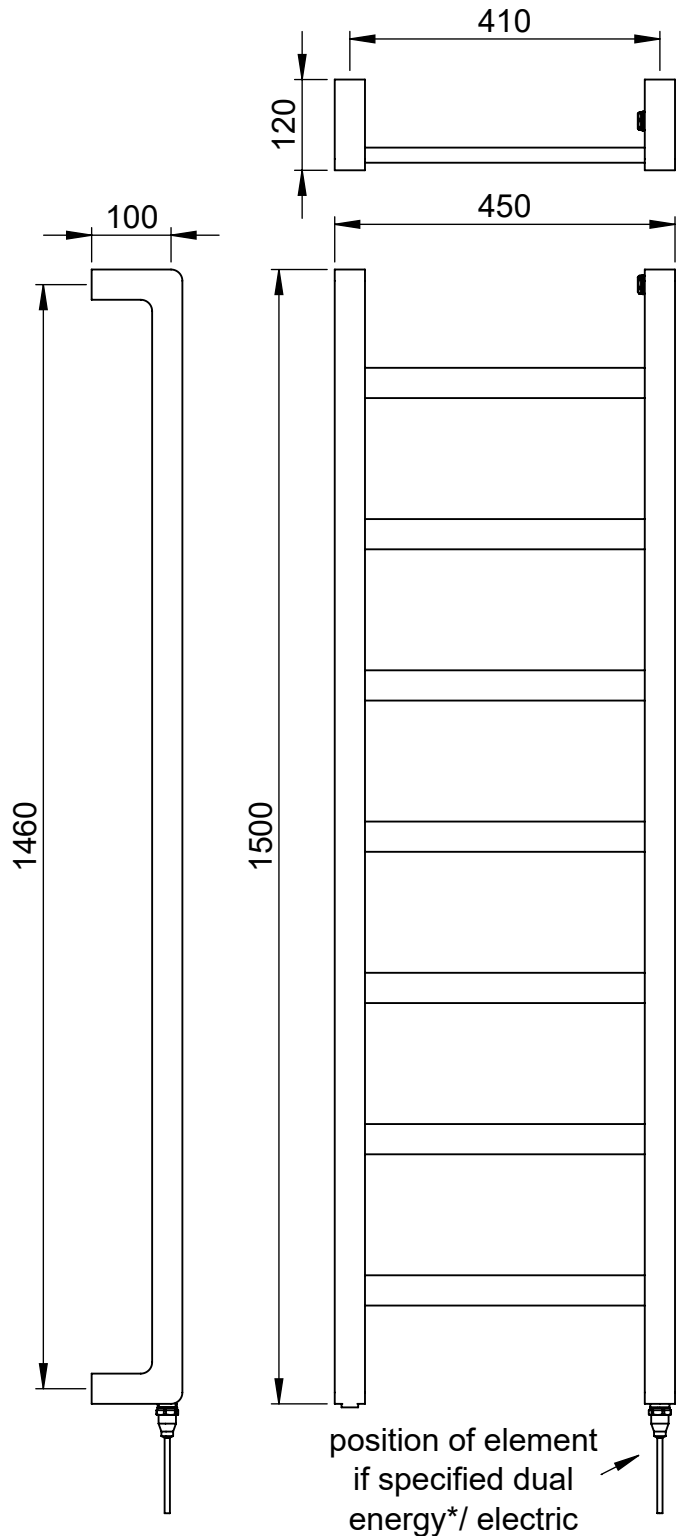
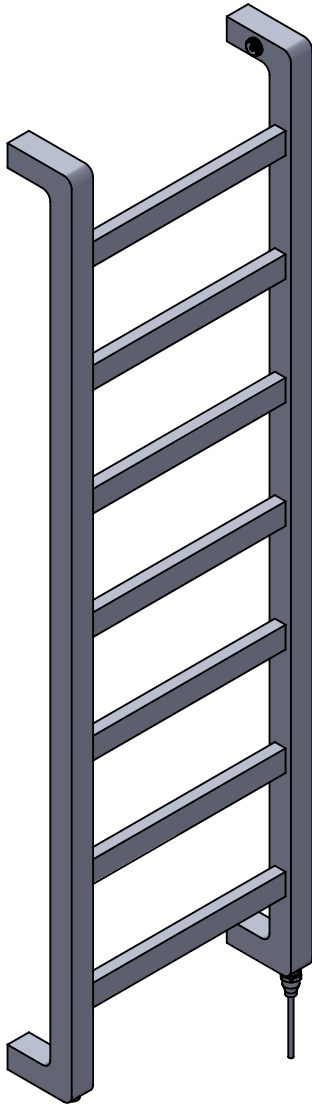
Elec. element if specified: 200

Output @ 50° C Δ T Watts: 437

BTUs: 1491

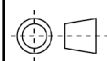
All dimensions in millimetres

Manufactured from 1.4301/X5CrNi18-10 stainless steel



*Dual energy models require a conversion-tee, consult relevant drawing for details.

Vogue UK Ltd. reserve the right to alter specifications without prior notice.
ALL MEASUREMENTS ARE NOMINAL DIMENSIONS ONLY, AND ARE NOT BINDING.



SCALE 1:10

VOGUE
TOWEL WARMERS & RADIATORS

Strawberry Lane, Willenhall
West Midlands WV13 3RS
Tel: 01902 387000 Fax: 01902 387001
e-mail:sales@vogueuk.co.uk www.vogueuk.co.uk