

MD049 1165x500

Height: 1165

Width: 500

Depth: 85

Weight HO: 9.5 kg

EO: 16.5 kg

Tube ϕ : 30 sq + 25 sq

Pipe Centres: 470

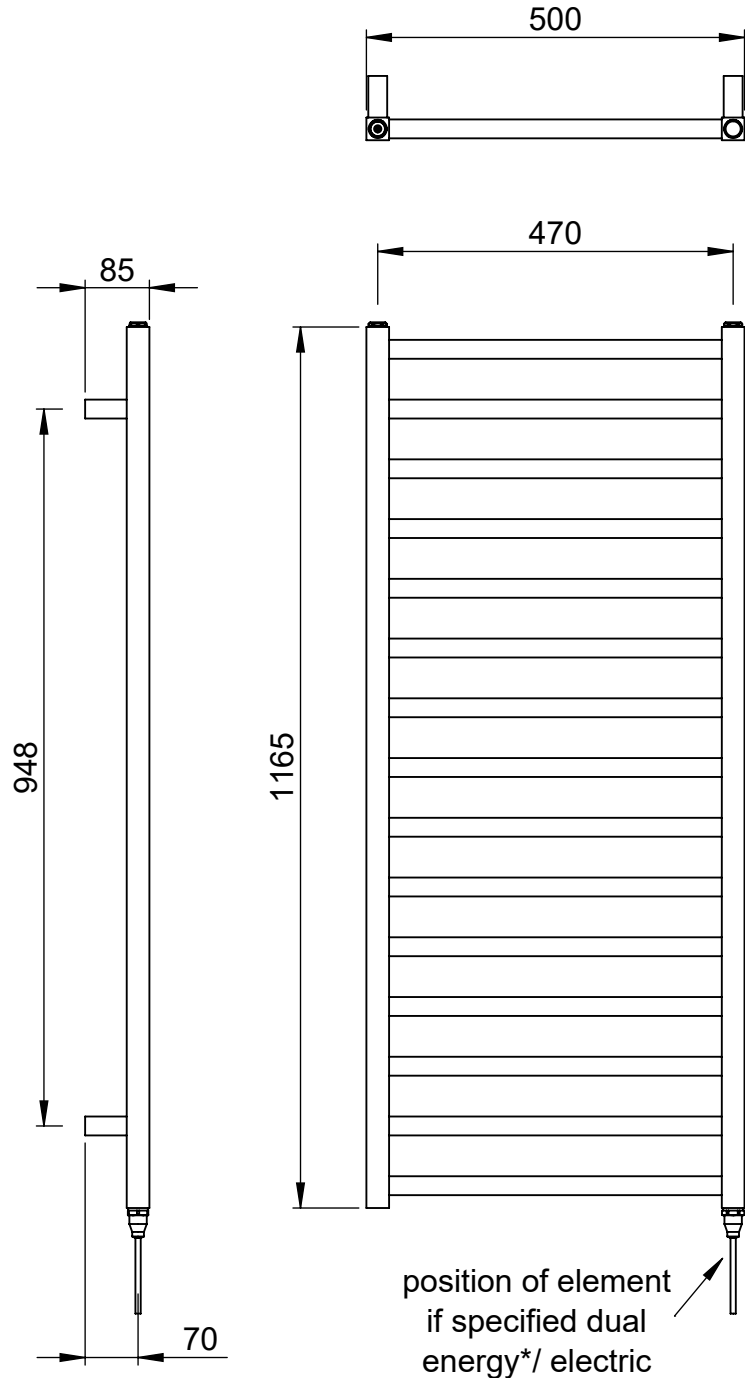
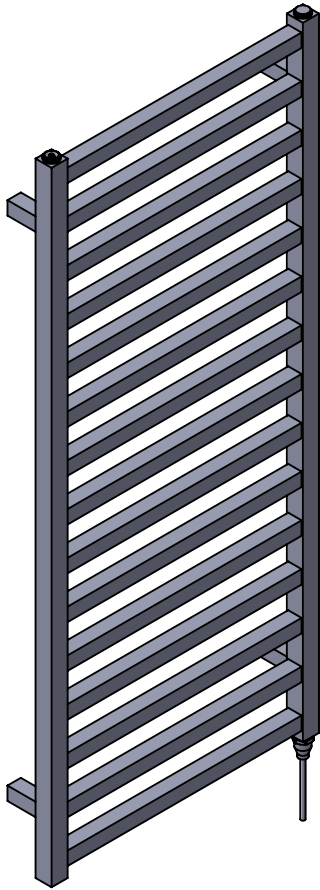
Elec. element if specified: 300

Output @ 50° C Δ T Watts: 314

BTUs: 1071

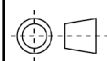
All dimensions in millimetres

Manufactured from Mild Steel



*Dual energy models require a conversion-tee, consult relevant drawing for details.

Vogue UK Ltd. reserve the right to alter specifications without prior notice.
ALL MEASUREMENTS ARE NOMINAL DIMENSIONS ONLY, AND ARE NOT BINDING.



SCALE 1:10

VOGUE
TOWEL WARMERS & RADIATORS

Strawberry Lane, Willenhall
West Midlands WV13 3RS
Tel: 01902 387000 Fax: 01902 387001
e-mail:sales@vogueuk.co.uk www.vogueuk.co.uk