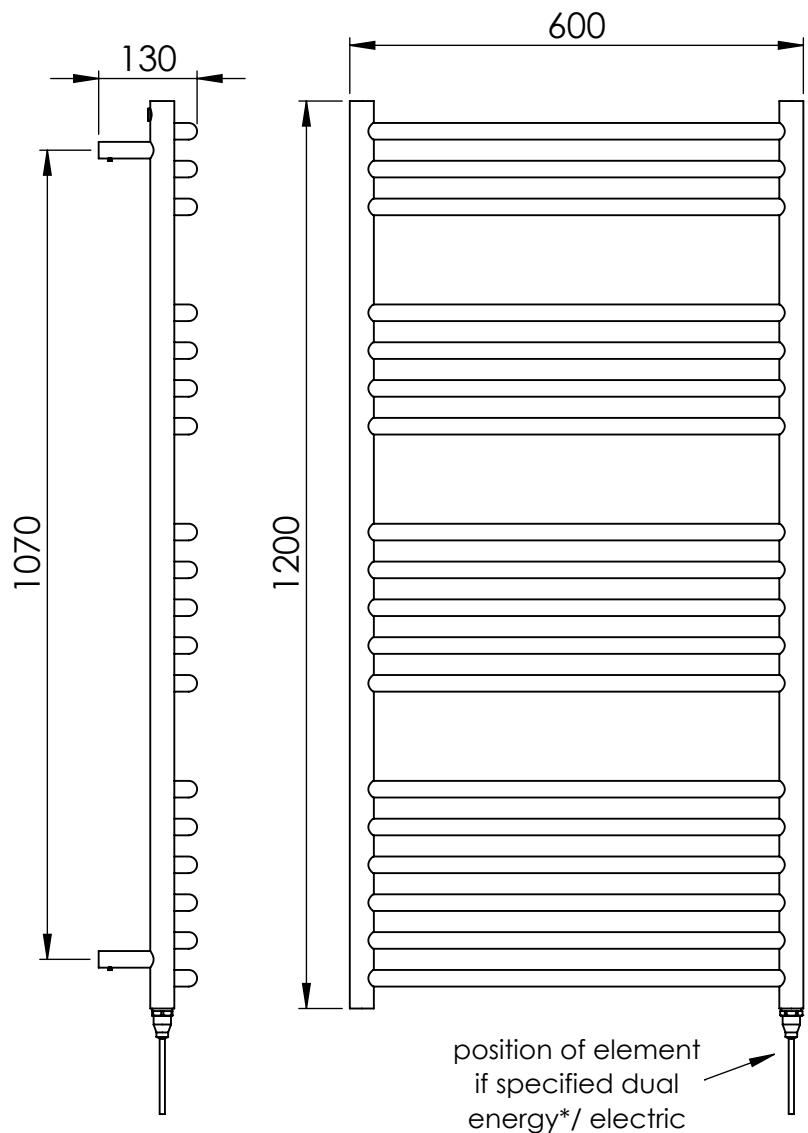
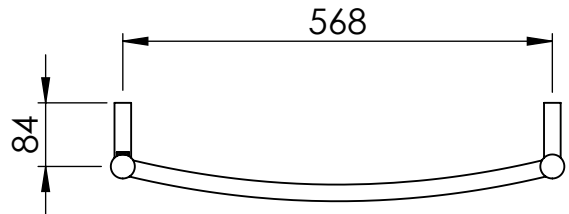
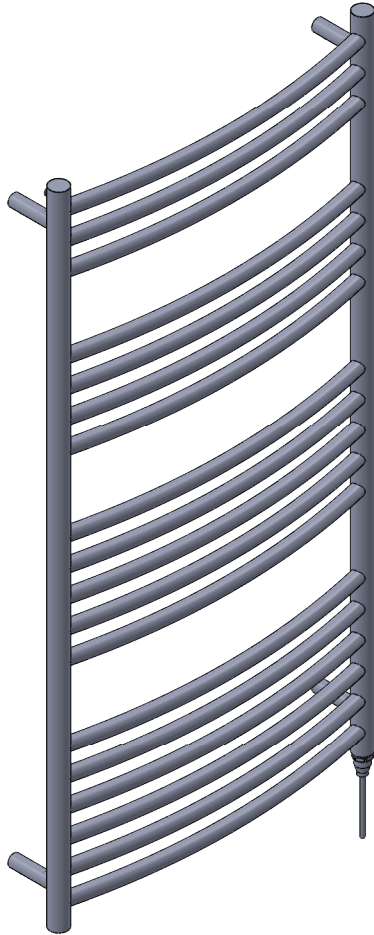


MD036 1200x600

Height: 1200 Tube ϕ : 31.8 + 22
 Width: 600 Pipe Centres / Face-Face Cons: 568
 Depth: 130 Elec. element if specified: 200 W
 Weight HO: 12.5 kg Output @ 50° C Δ T Watts: 402 W
 EO: 21.5 kg BTUs: 1372 W

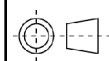
All dimensions in millimetres

Manufactured from 1.4301/X5CrNi18-10 stainless steel



*Dual energy models require a conversion-tee, consult relevant drawing for details.

Vogue UK Ltd. reserve the right to alter specifications without prior notice.
ALL MEASUREMENTS ARE NOMINAL DIMENSIONS ONLY, AND ARE NOT BINDING.



SCALE 1:8

VOGUE
TOWEL WARMERS & RADIATORS

Strawberry Lane, Willenhall
 West Midlands WV13 3RS
 Tel: 01902 387000 Fax: 01902 387001
 e-mail:sales@vogueuk.co.uk www.vogueuk.co.uk