

MD001 800x600

Height: 800

Width: 600

Depth: 93-113

Weight HO: 8.5 kg

EO: 14.5 kg

Tube ϕ : 25 + 30x40 D Section

Pipe Centres: 555

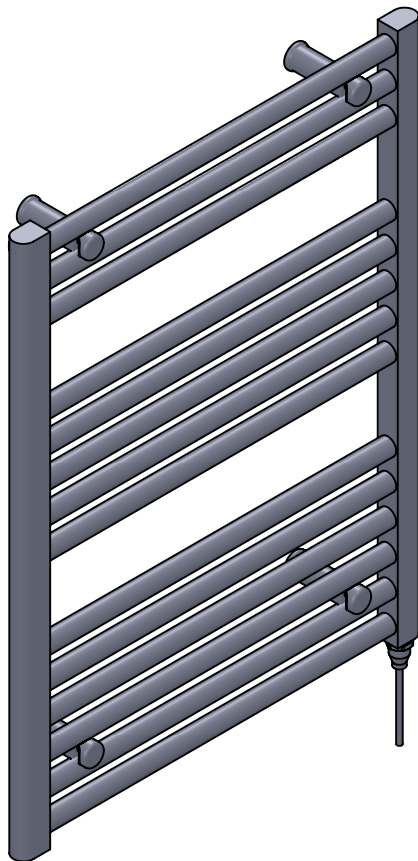
Elec. element if specified: 200

Output @ 50° C Δ T Watts: 324

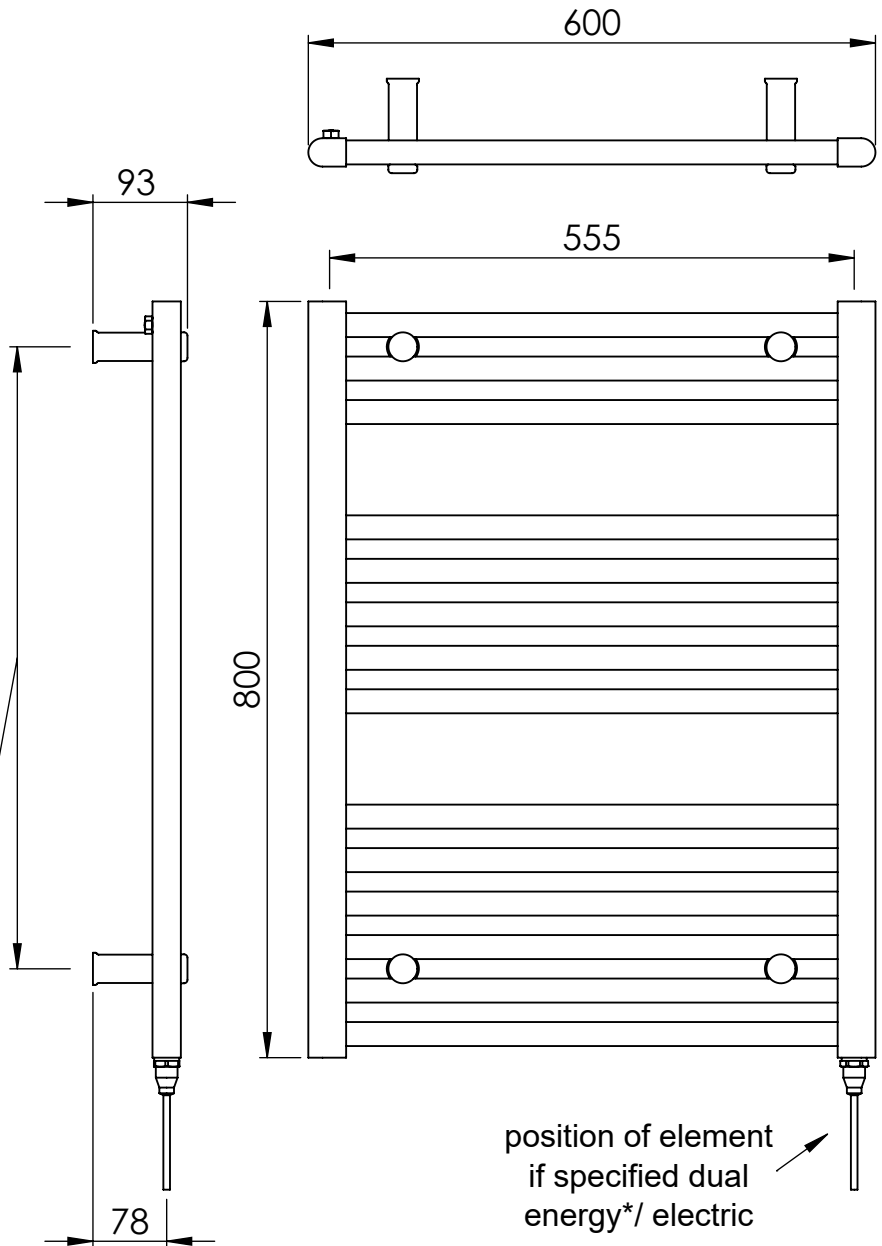
BTUs: 1105

All dimensions in millimetres

Manufactured from Mild Steel

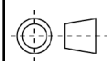


brackets extendable
by a further 20mm



*Dual energy models require a conversion-tee, consult relevant drawing for details.

Vogue UK Ltd. reserve the right to alter specifications without prior notice.
ALL MEASUREMENTS ARE NOMINAL DIMENSIONS ONLY, AND ARE NOT BINDING.



SCALE 1:8

VOGUE
TOWEL WARMERS & RADIATORS

Strawberry Lane, Willenhall
West Midlands WV13 3RS
Tel: 01902 387000 Fax: 01902 387001
e-mail:sales@vogueuk.co.uk www.vogueuk.co.uk