

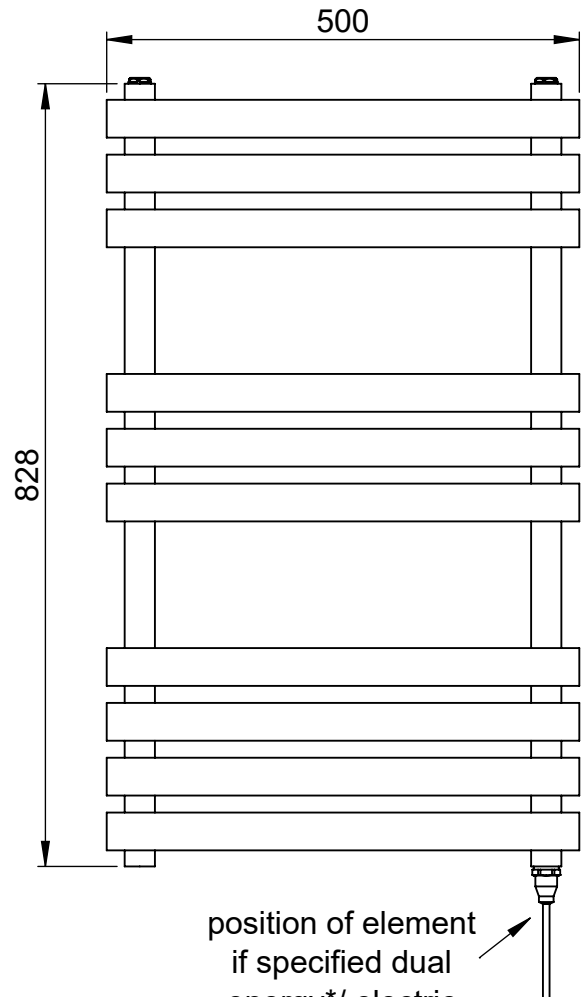
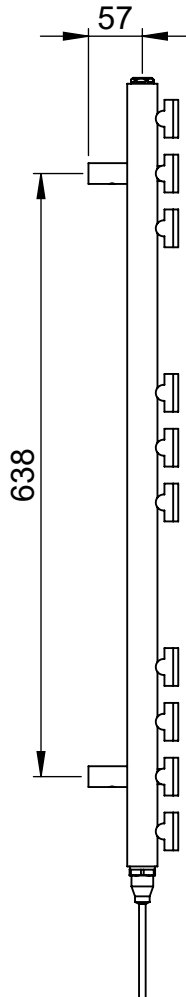
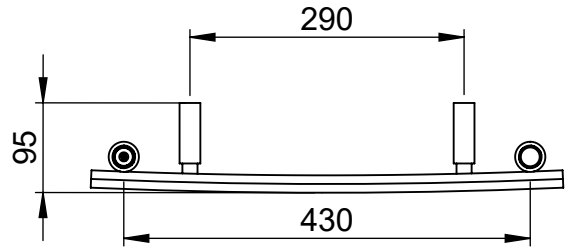
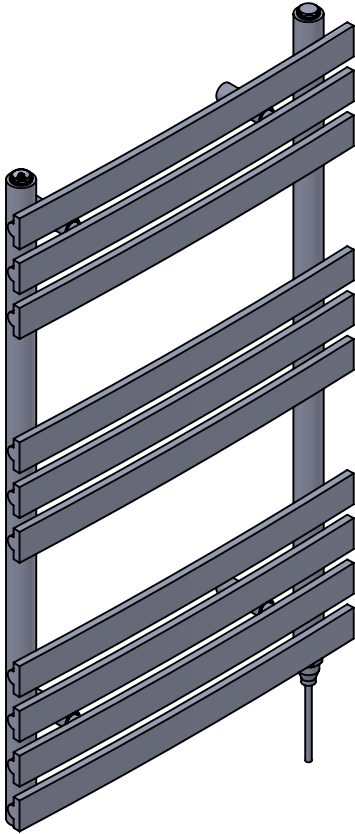
# MD065 828x500

Height: 828  
Width: 500  
Depth: 95  
Weight HO: kg  
EO: kg

Tube  $\phi$  : 32 + 18x40  
Pipe Centres: 430  
Elec. element if specified: 150  
Output @ 50° C  $\Delta$  T Watts: 232  
BTUs: 792

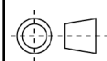
All dimensions in millimetres

Manufactured from Mild Steel



\*Dual energy models require a conversion-tee, consult relevant drawing for details.

Vogue UK Ltd. reserve the right to alter specifications without prior notice.  
ALL MEASUREMENTS ARE NOMINAL DIMENSIONS ONLY, AND ARE NOT BINDING.



**SCALE 1:8**

**VOGUE**  
TOWEL WARMERS & RADIATORS

Strawberry Lane, Willenhall  
West Midlands WV13 3RS  
Tel: 01902 387000 Fax: 01902 387001  
e-mail:sales@vogueuk.co.uk www.vogueuk.co.uk