

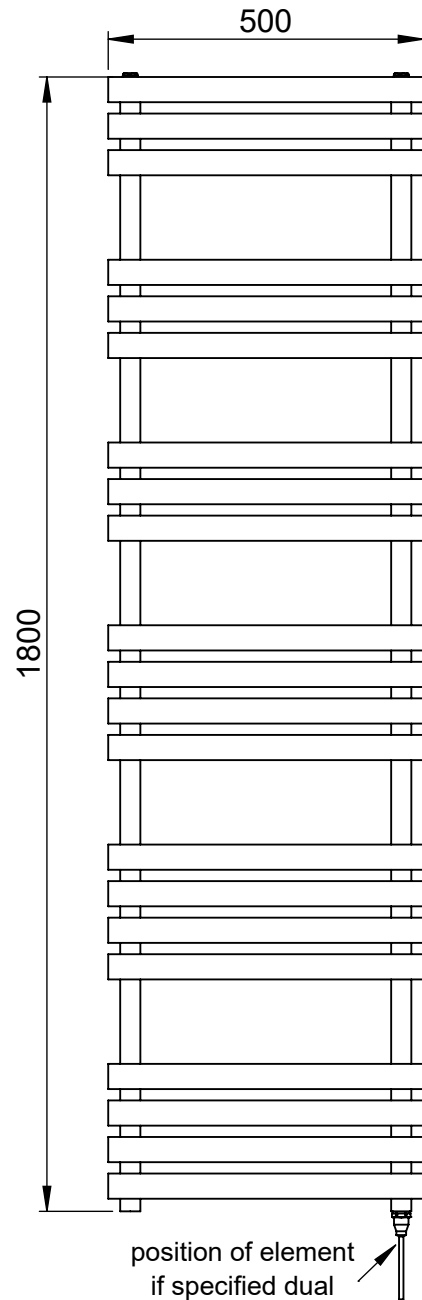
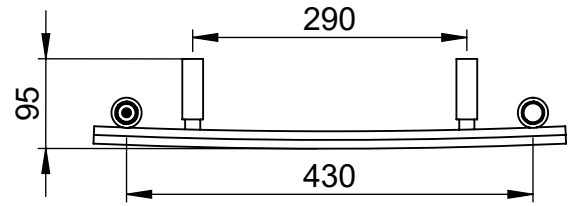
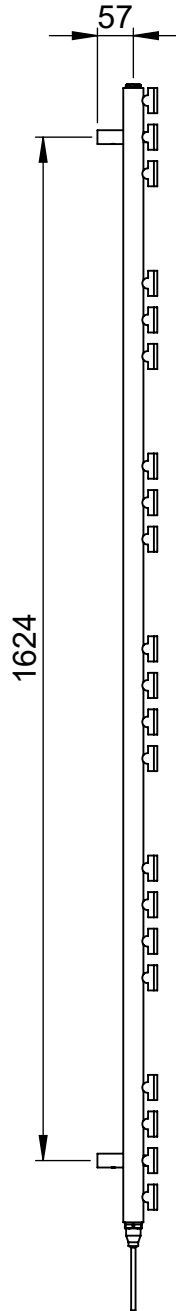
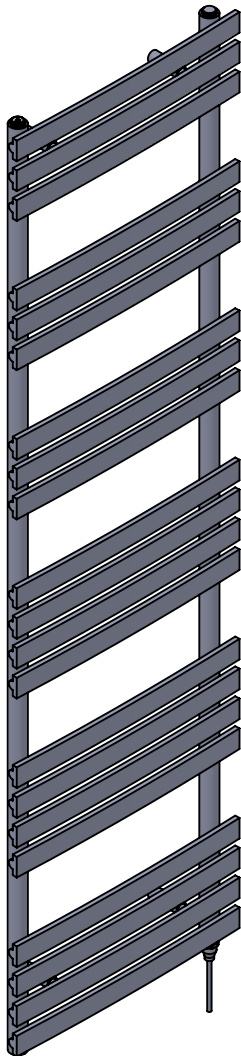
MD065 1800x500

Height: 1800
Width: 500
Depth: 95
Weight HO: kg
EO: kg

Tube ϕ : 32 + 18x40
Pipe Centres: 430
Elec. element if specified: 400
Output @ 50°C Δ T Watts: 491
BTUs: 1674

All dimensions in millimetres

Manufactured from Mild Steel



*Dual energy models require a conversion-tee, consult relevant drawing for details.

Vogue UK Ltd. reserve the right to alter specifications without prior notice.
ALL MEASUREMENTS ARE NOMINAL DIMENSIONS ONLY, AND ARE NOT BINDING.



SCALE 1:12

VOGUE
TOWEL WARMERS & RADIATORS

Strawberry Lane, Willenhall
West Midlands WV13 3RS
Tel: 01902 387000 Fax: 01902 387001
e-mail: sales@vogueuk.co.uk www.vogueuk.co.uk