

# MD038 1500x500

Height: 1500

Width: 500

Depth: 80

Weight HO: 20.5 kg

EO: 28.5 kg

Tube  $\phi$ : 30sq + 20sq

Pipe Centres: 470

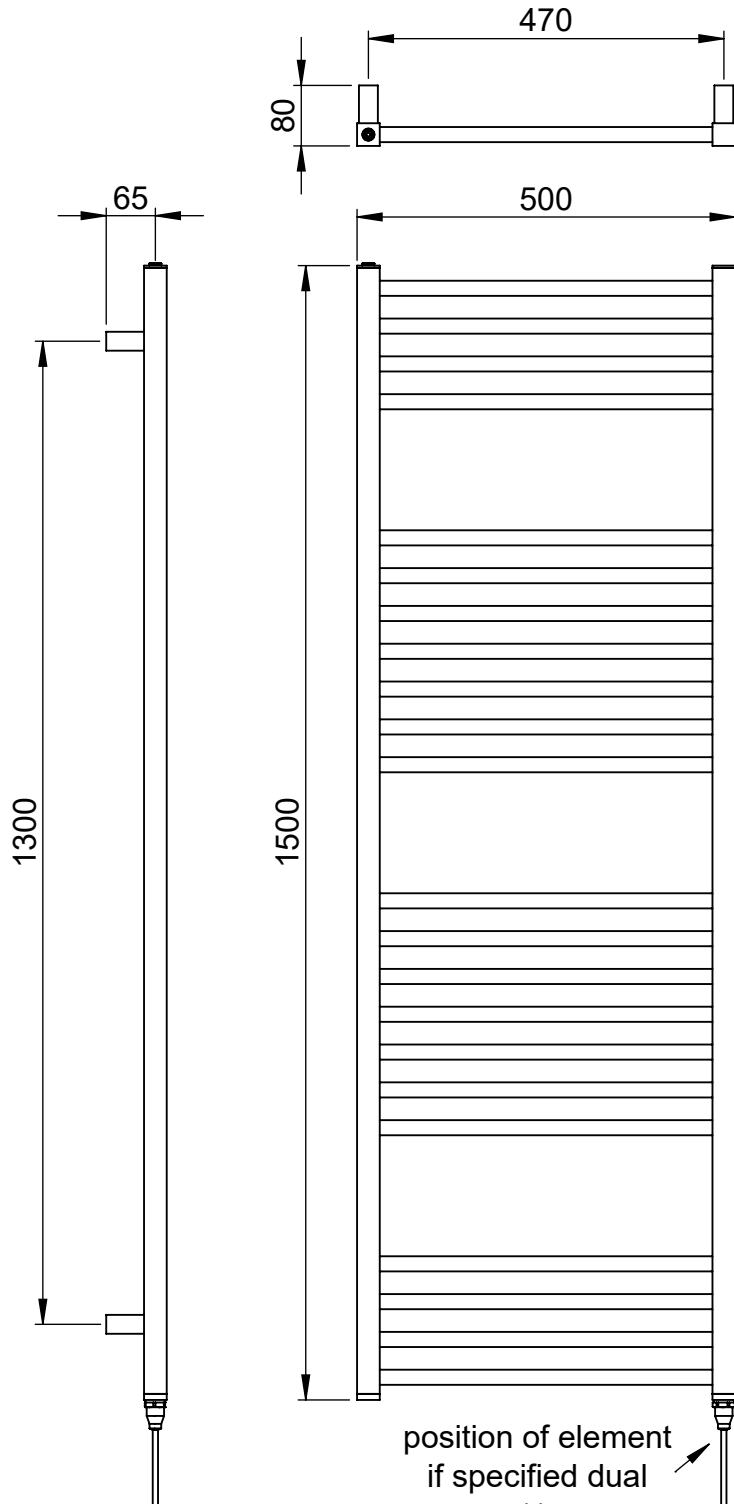
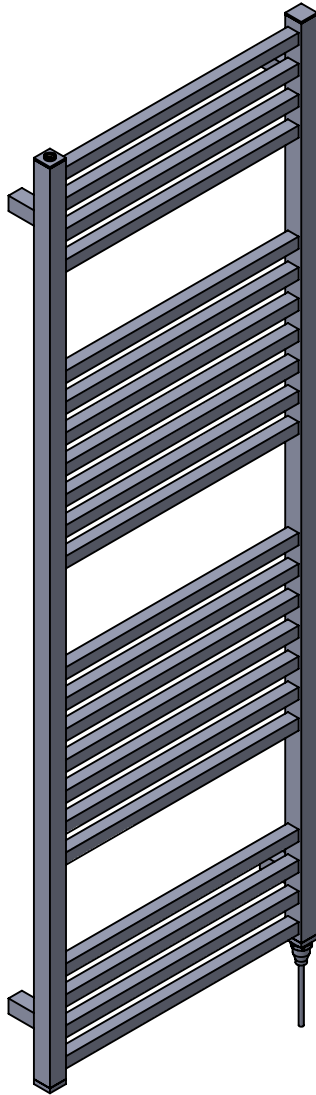
Elec. element if specified: 300

Output @ 50°C  $\Delta$  T Watts: 747

BTUs: 2549

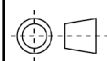
All dimensions in millimetres

Manufactured from 1.4301/X5CrNi18-10 stainless steel



\*Dual energy models require a conversion-tee, consult relevant drawing for details.

Vogue UK Ltd. reserve the right to alter specifications without prior notice.  
ALL MEASUREMENTS ARE NOMINAL DIMENSIONS ONLY, AND ARE NOT BINDING.



SCALE 1:10

**VOGUE**  
TOWEL WARMERS & RADIATORS

Strawberry Lane, Willenhall  
West Midlands WV13 3RS  
Tel: 01902 387000 Fax: 01902 387001  
e-mail:sales@vogueuk.co.uk www.vogueuk.co.uk