

CN013-BR

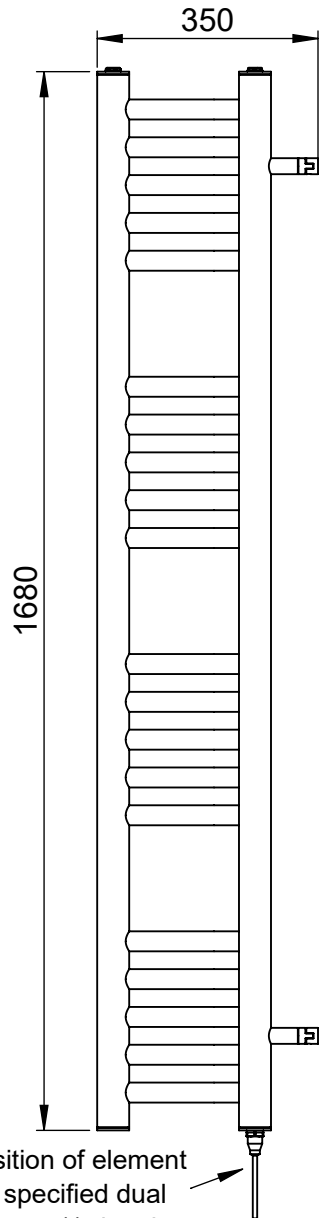
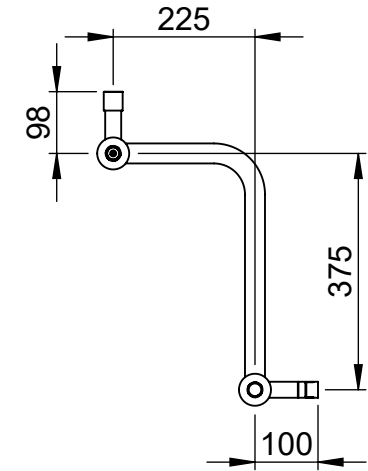
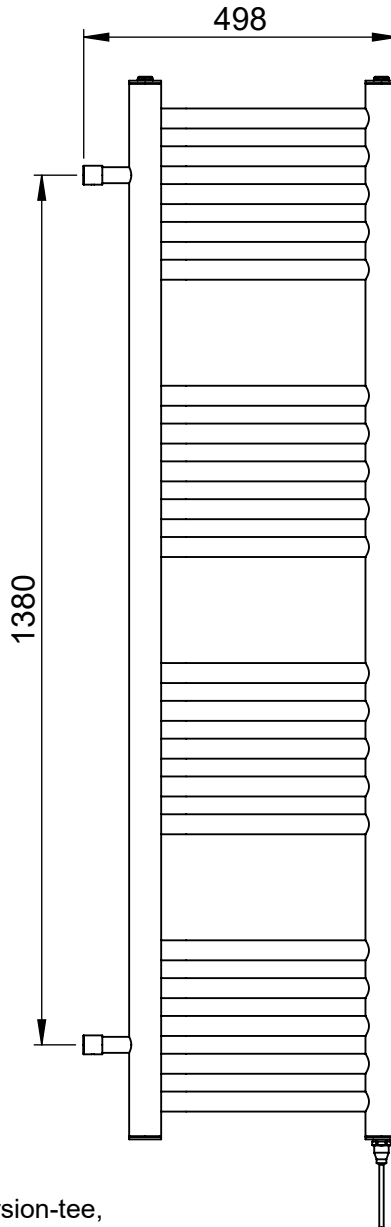
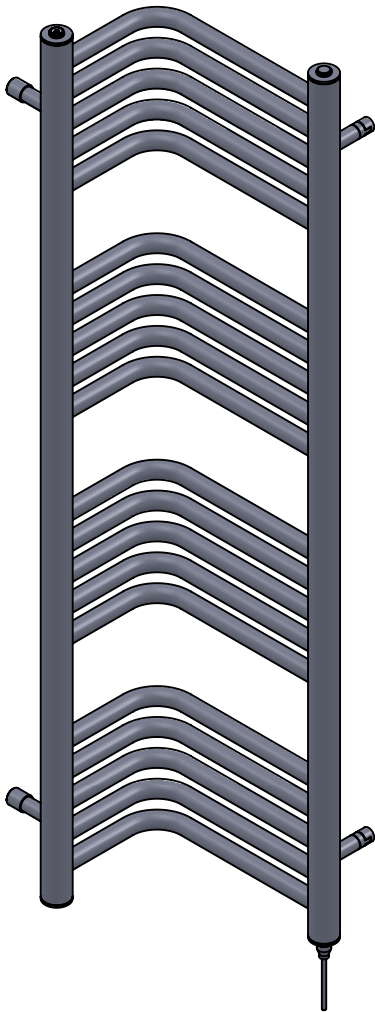
1680x500

Height: 1680
 Width: 500
 Depth: 350
 Weight HO: kg
 EO: kg

Tube ϕ : 50.8 + 31.8
 Pipe Centres: 325+475
 Elec. element if specified: 300
 Output @ 50°C Δ T Watts: 814
 BTUs: 2777

Manufactured from ISO/CEN CuZn36As (BS CZ126) brass tube

All dimensions in millimetres



*Dual energy models require a conversion-tee, consult relevant drawing for details.

SCALE 1:12



Vogue UK Ltd. reserve the right to alter specifications without prior notice.
 ALL MEASUREMENTS ARE NOMINAL DIMENSIONS ONLY, AND ARE NOT BINDING.

VOGUE
 TOWEL WARMERS & RADIATORS

Strawberry Lane, Willenhall
 West Midlands WV13 3RS
 Tel: 01902 387000 Fax: 01902 387001
 e-mail:sales@vogueuk.co.uk www.vogueuk.co.uk